

Kubota



KUBOTA DIESEL TRACTOR

L

L3400/L4400

With the new L3400 HST and L4400 HST models, and a power increase for the L3400, the enhanced Kubota L-Series standard tractor lineup will meet your demands head-on.



**NEW
HST MODEL**

*This information is sourced from overseas and may not necessarily apply locally. It is essential that you confirm specifications and other information with your local Kubota dealer.

With Kubota's L4400 tractor, you'll be a smooth operator on the field.

NEW

HYDROSTATIC TRANSMISSION



Feather-Step HST* (Hydraulic servo mechanism)

Kubota's 44.5cc Feather-Step HST features a hydraulic servo system that increases pedal responsiveness, providing easy pedal-shifting operation for smoother performance and improved control, regardless of load size. Now, forward and reverse directional changes are simple. The HST also reduces shock, vibration, noise and fatigue to improve tractor performance and operator comfort. Plus, it features a hand-operated, step-less cruise control, which keeps your working speed constant.

* L4400HST model only



Cruise Control Lever

The cruise control lever is conveniently located on the left side of the operator's seat for easier setting. Simpler than button and pedal combination systems, our lever lets you select and maintain the perfect travel speed for reduced operator fatigue.



GEAR-DRIVE TRANSMISSION

Shuttle Transmission For Higher Productivity

For easier front-loader operation, get a grip on the L4400's range shift—it has a forward/reverse mechanical shuttle shift in the low and reverse ranges. Plus, the transmission offers 8 forward and 4 reverse speeds (8F/4R), enabling you to select the perfect speed for higher productivity.



Long Wheelbase

The L4400 maximises both power and stability, thanks to its long, 1845-mm wheelbase.

L4400

Powerful and Clean-running 45.3HP Kubota Engine

World renowned for its reliability and power, the Kubota E-TVCS diesel engine generates 36.0 PTO horsepower to let you tackle any job. The rugged power plant delivers dynamic output and high torque, reduced noise and low vibration. It also produces clean emissions to meet the EPA's Interim Tier 4 '08 regulations. Plus, it includes the advanced Operator Presence Control (OPC), engine key-stop, and much more.



Large Fuel Tank

You'll spend more time working and less time refueling with our large-capacity 42 litres fuel tank.

Hydrostatic Power Steering

Not only responsive, but our fatigue-reducing hydrostatic power steering remains light and smooth even when working with heavy loads.



Spacious Operator's Platform


The L4400 features widely spaced rear fenders and a full-flat deck design, providing ample space for the driver and maximising comfort. Its hanging-type pedals also increase space while offering effortless operation. And the convenient cup holder always keeps a refreshing drink within easy reach to help keep your thirst quenched.

User-friendly Hydraulic Independent PTO & 3-point Hitch

This convenient feature lets you operate the hydraulic independent PTO without using a clutch. Engaging and disengaging the PTO is incredibly simple. Other features include a flip-type PTO shield, top link holder, and telescopic stabilisers.



Telescopic Stabiliser



Top-link Holder



PTO Shield

***With more horsepower than ever before,
the L3400 tractor will drive you to a higher
level of performance.***



Note: USA loader/backhoe are not available in Australia.

Live Continuous-running PTO

The L3400 HST model and the L3400 gear-drive model include a live, continuous-running rear PTO for easier operation. The HST model also features an over-running clutch on the PTO shaft to protect the transmission. Finally, a stationary PTO has been included to enable the use of various implements, such as pumps.

Spacious Operator's Deck

To provide maximum comfort, the L3400 features a spacious operator platform. Its semi-flat design also makes getting on and off the tractor easier.

Bevel Gear Front Axle (4WD model)

A superior feature that delivers an extremely tight turning radius with full power transfer to the wheels at every steering angle.

Large Fuel Tank

An ample 34-litre fuel tank lets you fill up with more fuel so you can operate longer.



L3400

Xtra Power

HYDROSTATIC TRANSMISSION




HST Pedal

Range Shift Lever
And Cruise Control

3-range Shift/Cruise Control For Optimal Speed Selection.

An in-line shifting pattern enables easy range shifting from low to medium to high. The shift is also conveniently on the left side of the operator's seat. For an easy way to keep your working speed constant, simply set the infinite, mechanical cruise control lever on the L3400 4WD HST model to your desired speed—and go. Changing your speed is as simple as operating a single lever.



GEAR-DRIVE TRANSMISSION

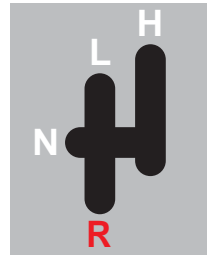


Main Shift Lever

Range Shift Lever

Powerful And Versatile Means Getting The Job Done Faster.

You'll finish the big jobs easily with a mechanical shuttle transmission. For easier front-loader operation, the mechanical shuttle shift has a forward/reverse in the low and reverse ranges. Moreover, the transmission offers 8 forward and 4 reverse speeds (8F/4R), enabling you to select the perfect speed for higher productivity.



More Powerful Engines to Take On the Toughest Projects.

More power means better performance. To make your job easier, we've given both of our world-renowned E-TVCS diesel engines an extra 1HP. The L3400 gear-drive model puts out an impressive 30 PTO horsepower, while the HST model provides a vigorous 28.5 PTO horsepower. These clean-running engines are compliant with the EPA's Interim Tier 4 emissions standards.



Smooth Power Steering

To reduce fatigue, both 2-wheel drive and 4-wheel drive models come equipped with smooth, easy-turn, integral power steering.

The L-Series gives you more of what the most popular compact tractors on earth should provide.



A Perfect Balance of Form and Function.

When you're more comfortable, you're more productive. With this in mind, we designed the Kubota L3400 and L4400 standard tractors to be the perfect balance of form and function. The slanted bonnet and enclosed muffler with low-exit exhaust give them a sleek and modern look, and the design provides improved visibility as well. Other practical features include a 3-point hitch and conveniently located control levers.

Cup/Mug Holder

This convenient holder securely fits a cup or a mug so you can always quench your thirst.



Roll-Over Protective Structure (ROPS)

For maximum protection, all models come with ROPS as standard features. A foldable ROPS is standard on the L4400 and optional on the L3400.

Top Link Holder

A feature that keeps your top link in place when not in use.



3-point Hitch

The large capacity hydraulic pump and cylinder provide powerful lifting capacity, allowing you to use a wider range of implements.

Wet-disc Brakes

Responsive and smooth, our long-life wet-disc brakes are immersed in oil, and require only the slightest foot pressure to activate.

Full-open bonnet and Slide-out Grill

Whether simple maintenance or a more involved repair, a one-piece, full-opening bonnet exposes most engine components, making it easier to do either. Removing the front grill is fast, too. Simply slide it out.



Conveniently Located PTO Lever

To further enhance access and entry/exit, the PTO lever is located on the right side of the operator's seat (all HST models/L4400DT), or to the right side of the deck centre cover (L3400 gear-drive model).



(L3400 4WD gear-drive model)

Choice Of Tyres

Tyres designed especially for specific jobs enable the L3400 and L4400 to perform even better. Select from AG, Industrial, and Turf.



Specifications

Model	L3400				L4400					
	Gear-Drive Transmission		HST		Gear-Drive Transmission		HST			
	4WD		4WD		4WD		4WD			
Engine	Vertical liquid-cooled 4-cycle diesel, Indirect injection (E-TVCS)									
Type	Vertical liquid-cooled 4-cycle diesel, Indirect injection (E-TVCS)									
Engine gross power	HP (kW)	35.7 (26.6)@2700 rpm				45.3 (33.8)@2600 rpm				
Engine net power	HP (kW)	34.2 (25.5)@2700 rpm				43.0 (32.1)@2600 rpm				
PTO power	HP (kW)	30.0 (22.4)@2700 rpm		28.5 (21.3)@2700 rpm		37.5 (28.0)@2600 rpm		36.0 (26.8)@2600 rpm		
No. of cylinders	3				4					
Bore & stroke	mm	87×102.4				87×92.4				
Total displacement	cm ³	1826				2197				
Battery	12V, RC:123 min, CCA:490A				12V, RC:133 min, CCA:582A					
Fuel tank capacity	ℓ	34				42				
PTO	Rear PTO (540 rpm)									
	Live-continuous running		Live-continuous with overrunning clutch		Live-independent, hydraulic PTO with PTO brake, wet clutch*					
Hydraulic	Pump capacity (main) ℓ/min.									
	23.9				29.4					
	(PS) ℓ/min.		14.5		17.9					
3-point hitch	Category I									
Lift control type	Position control									
Lift capacity at lift point	kg	906				1300				
at 24 in behind LP	kg	651				1053				
Travelling System	Transmission									
	Sliding gear and constant mesh, 8 forward and 4 reverse		Hydrostatic transmission, 3 range speed		Sliding gear and constant mesh, 8 forward and 4 reverse		Hydrostatic transmission, 3 range speed			
Steering	Integral type power steering				Hydrostatic power steering					
Brakes	Wet disc type									
Clutch	Dry-type dual stage		Dry-type single stage		Dry-type single stage					
Rear differential lock	Standard									
Tyre Size	AG Standard	Front/Rear	7-16/11.2-24				8-16/14.9-24			
	TURF Option	Front/Rear	212/80-D15, 355/80-D20				27-10.5 LL15, 44×18-20			
	INDUST. Option	Front/Rear	27×8.50-15/15-19.5 R4				10.0-16.5/17.5-24			
Travelling Speeds w/Standard AG Tyres (at Rated Engine Speed)	km/h	Forward 1.7-21.2	Reverse 2.4-7.6	For 0-22.7 Rev 0-20.5		For 2.0-24.0 Rev 2.4-8.2		For 0-25.4 Rev 0-22.9		
Dimensions	Overall length (w/o 3P) mm									
	2705				3005					
	Overall width (min. tread) mm									
	1305				1585					
	Overall height (w/ROPS) mm									
	2160				2170					
	Wheelbase mm									
	1610				1845					
	Min. ground clearance (Front axle) mm									
	340				400					
	Tread (STD Tyres)									
	Front	mm 1095				mm 1155				
	Rear	mm 1020, 1115, 1195, 1290				mm 1180, 1200, 1300, 1450, 1545				
Min. Turning Radius (w/brake)	m 2.5				m 2.6					
Weight (with ROPS)	kg 1170		kg 1180		kg 1430		kg 1500			

The company reserves the right to change the above specifications without notice. This brochure is for descriptive purposes only.

Please contact your local Kubota dealer for warranty information.

For your safety, Kubota strongly recommends the use of a Rollover Protective Structure (ROPS) and seat belt in almost all applications.

The operator's manual should be consulted for more complete operational information.

*Standard on L4400

©2008 Kubota Corporation



KUBOTA Tractor Australia Pty Ltd

100 Keilor Park Drive, Tullamarine Vic., 3043

Freecall: 1800 334 653

Email: sales@kubota.com.au

Web Site: <http://www.kubota.com.au>