

KUBOTA DIESEL TRACTOR

M7-1



KUBOTA Tractor Australia Pty Ltd

25-29 Permas Way, TRUGANINA Vic, 3029
Phone: 1300-582-582

Web Site: <http://www.kubota.com.au>

CB Norwood Distributors Ltd

PO Box 1265, 888 Tremain Avenue
Palmerston North

Free Call Phone 0800 Kubota

Web Site: <http://www.kubota.co.nz>

*This information is sourced from overseas and may not necessarily apply locally. It is essential that you confirm specifications and other information with your local Kubota dealer.

The future of farming

The ideal tractor should make farming more efficient and be easier on the planet. Kubota's product excellence and concern for the environment helped us to make that ideal a reality.


Introducing the M7-1, Kubota's new flagship tractor. It's the cleanest, most capable, comfortable, and powerful tractor that Kubota has ever built. Specially designed for the farming professional who wants a versatile and hard-working tractor, the M7-1 is powered by a next-generation 6.1 litre, four-cylinder, diesel engine with clean-air technology to help protect the environment.

Kubota wants to improve farming practices by linking performance with ease of use and farming with the environment. By focusing on these relationships, Kubota has created the M7-1. It's the future of farming, and you can get it today.

MAKES FARMING LOOK EASY

<i>M7131</i> STANDARD	<i>M7151</i> STANDARD	<i>M7171</i> STANDARD
<i>M7131</i> PREMIUM	<i>M7151</i> PREMIUM	<i>M7171</i> PREMIUM
<i>M7131</i> KVT	<i>M7151</i> KVT	<i>M7171</i> KVT

Clean, dependable, fuel-efficient power—and plenty of it



Kubota V6108 engine

The V6108 engine also boasts the latest in clean-engine technology. Selective Catalytic Reduction (SCR) injects diesel exhaust fluid (DEF/AdBlue®) into the hot exhaust gas, transforming it into harmless water vapor and nitrogen. The Common Rail System (CRS) electronically controls the timing and amount of high-pressure injected fuel in stages for optimal combustion, which results in greater efficiency, better fuel economy, and less engine noise. The combination of these two systems with a Diesel Particulate Filter (DPF) muffler and an Exhaust Gas Recirculation (EGR) system ensure that the M7-1 not only meets the latest Stage 4 emissions regulations, but dramatically exceeds them.



Power boost

Power is the key to superior tractor performance, and the M7-1 has plenty of power to quickly and efficiently handle just about any task. But when a particularly tough job demands even more power for short periods, activate the M7-1's Power Boost, and the engine instantly delivers more power to let you finish the job you started.



Large tanks for fuel/AdBlue®

Time spent at the fuel pump is time you're not working on the job. To let you work longer between refueling stops, the M7-1 is equipped with extra large tanks for fuel (330 litres) and AdBlue (38 litres).

All the speeds you need for all the jobs you do



K-VT (Kubota Variable Transmission)

Available on the M7-1 Premium K-VT, this model provides a virtually infinite number of forward and reverse speeds, letting you work at the optimum speed for each job. Highly responsive and reliable, the K-VT transmission also features dynamic braking—engine-assisted deceleration—to help maintain control and a constant traveling speed while descending slopes.

4 speeds x 6 ranges

The M7-1 features Kubota's original, dependable, and automatic Powershift transmission that provides 4 forward and 4 reverse speeds across six speed ranges for a total of 24 speeds, that can be shifted without clutch. With so many speeds to choose from, it's easy to provide the right speed for every job.

With creep 40 x 40 (total)


Some special jobs can't be done properly at normal working speeds. That's why the M7-1 gives you 16 forward and 16 reverse creep speeds to let you do those kinds of jobs at extremely slow working speeds.

ECO 40km/50km

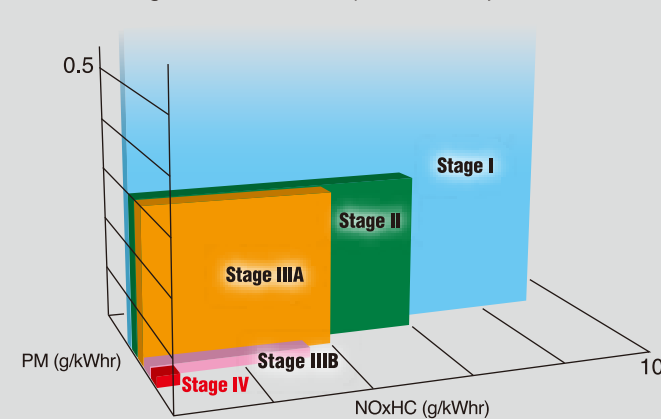
For transport and moving between jobs, simply select the M7-1's ECO mode. It reduces the engine speed while maintaining a traveling speed of either 40 km/h or 50 km/h. You'll save fuel and work longer between refueling stops.

Optimum speed change control

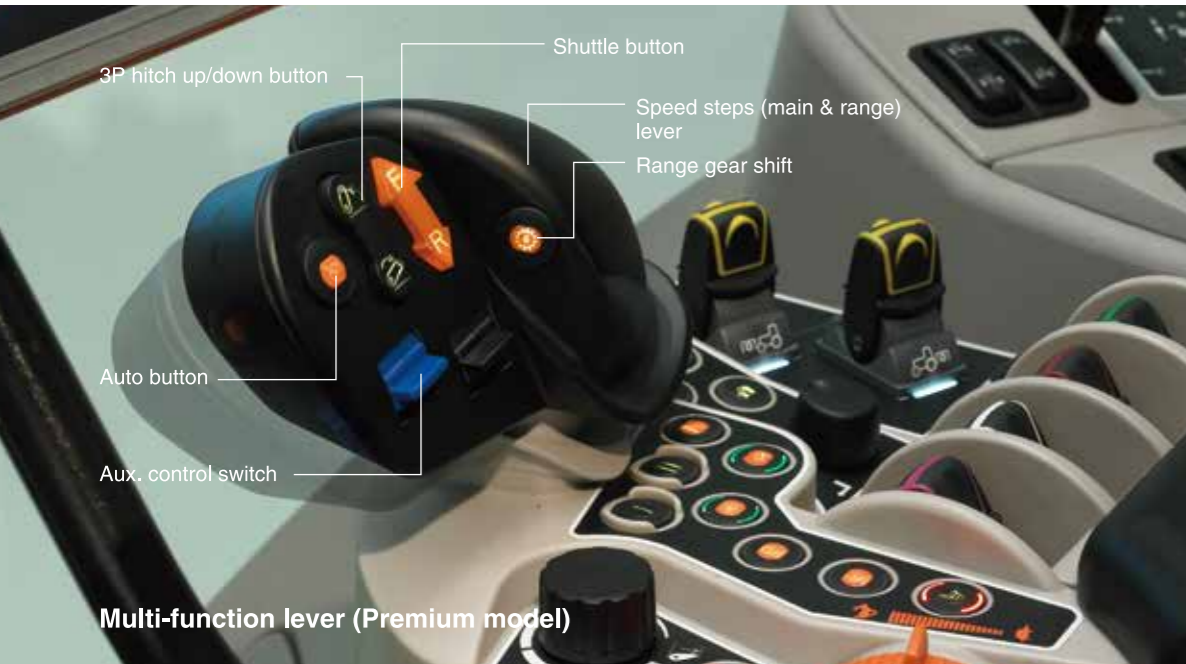
The M7-1 is engineered to provide extremely high levels of maneuverability and control. One way it does this is by automatically matching the operating situation to the optimum speed, allowing the operator to concentrate on driving. During traveling, Travel mode adjusts the gears to the road conditions, incline (up or down), and amount of acceleration. In Field mode, the transmission shifts down 2 gears as soon as the three-point hitch is raised. Field mode also minimizes changes in PTO revolutions when the PTO switch is engaged.



Emissions regulation information (75kW~130kW)



Quick, easy, and total control at your fingertips



Multi-function lever – Premium model

To let you get more work done in less time and with less effort, Kubota has developed a unique multi-function operating lever that puts all of the M7-1's major functions on a single easy-to-use control lever. Your right hand is always on the lever, leaving your left hand free for steering. Tractor operations couldn't be simpler or more convenient.

Multi-function lever – Standard model

The Standard model features a simple multi-function lever that is easy to operate with just one hand. A speed control switch lets you quickly change speeds and direction and work at the optimum speed for the task. Other functions under your fingertips are the AUX port variable switch, Differential lock switch, Direction switch, and Neutral switch.



• Console layout (Premium Model)



• Console layout (Standard model)



Spacious, comfortable, and quiet all day long.



A quiet cabin with a view

When you're in the fields from dawn to dusk, you want a ride that keeps you comfortable and working efficiently until the job is done. The M7-1's extra-wide cabin is designed to do just that. With just four corner posts and no center pillars to get in the way, the view out the front, rear, and both sides is virtually unobstructed. The cabin design also reduces noise from the outside to a minimum, so you can work in peace and comfort all day long.



Cabin suspension

The M7-1 cabin is available with your choice of suspension systems: Mechanical (Spring) or Air. The cabin suspension makes for a smooth ride and keeps you comfortable and productive for long hours.

3-stage front suspension system

The M7-1's front suspension helps ensure a comfortable ride as well as stable and precise operation. It works seamlessly with the shock absorbers to let you smoothly negotiate rough terrain. Suspension stiffness can be adjusted manually or automatically in three stages—Firm, Normal, and Soft—or even locked for special applications.



Superior hydraulics gives you the versatility and power to get the job done.



Hydraulics

• Premium model

The M7-1 premium models offer CCLS hydraulics and a variable flow rate that can handle a variety of functions simultaneously, a 110 litre independent PFC pump and electronic valve control with four standard valves, power beyond and the option of a fifth valve.

• Standard model

The M7-1 standard model is ready to go to work with open center hydraulics, 80 litre gear type pump and three mechanical control valves standard. A fourth valve is available as an option.



PTO (540/540E/1000/1000E)

Kubota's 4 speed live independent PTO gives you the ability to operate a variety of rear-mounted implements at their optimum speeds. The independent PTO can be engaged and disengaged on the run using a single control switch with automatic modulation for smooth engagement.



High lift capacity 3-point hitch

The Category III 3-point hitch offers extra lifting capacity to easily handle jobs that require heavy implements.



Front 3-point hitch (option)

An optional front 3P hitch adds even more versatility to the M7-1's already impressive capabilities.

Front PTO (option)

The M7-1 offers optional front PTO provides greater versatility and productivity, letting you run two PTO implements at the same time.



Rear Remote Switch

Auto PTO on/off with 3-point hitch position

You'll appreciate the convenience and precision Auto PTO provides when turning at the end of a row. Auto PTO automatically disengages the PTO when the linkage is raised, and then re-engages when the linkage is lowered.

9000 kg lifting capacity

The M7-1's massive 9000 kg lifting capacity makes quick work of tasks with large and heavy implements.



Sophisticated control with a simple purpose: To get the job done quickly and efficiently



All-in-one terminal

(Premium and Premium K-VT models only)

All of the M7-1's functions are conveniently displayed on a single large LCD touch screen and can be adjusted and set with simple touches of a finger. The four main functions—Tractor Control, ISO-BUS connector-compatible implement control, GPS-compatible auto-guidance, and Camera Monitor—are always displayed on the user-friendly panel, simplifying their adjustment and monitoring. You can even edit the displayed information to show only what you want to see.

ISO-BUS connector-compatible

The M7-1 can handle any ISO-BUS compatible implement. Simply attach the implement to the universal connector and information about the implement is instantly displayed on the LCD monitor for adjustment and control. No need to install another control box, extra monitor, extension, power source or wiring.

Precision Farming

The M7-1 offers integrated GPS applications as options. Auto Steer with accuracies varying from autonomous to RTK, implement rate and section control through Isobus, and data export to complement Farm Management Software are connecting the M7-1 to cutting-edge implements and the future of farming.

Headland Management System

The M7-1 Headland Management System allows the operator to create and play back operating sequences for turning at the headland, making turns as easy as pushing one button. For example, at the end of a row, the operator starts a sequence of slowing down, lifting an implement, and disengaging the PTO, 4WD, and Diff-Lock, and then reversing this sequence at the start of the next row. The entire sequence can be played back precisely over and over based on either distance or time, thereby substantially reducing the amount of concentration required by the operator. The result is greater precision, less fatigue, and improved productivity. Four sequences can be called up directly and each sequence can be edited and stored to suit specific applications.



K-Monitor Pro 12" LCD screen (Premium models)



K-Monitor 7" LCD screen (Premium models)

Fully configured to handle a variety of implements and jobs



Mechanical self-leveling

With no upper loader link to get in the way, Kubota's mechanical self-leveling system ensures an unobstructed view ahead.



Electrical control
(for Premium model)



Mechanical control
(for Standard model)

Front loader joystick

Kubota's Front Loader Joystick greatly simplifies front loader operations so you can concentrate on the work ahead. The joystick is located on the control console for smooth and effortless shifting and better forward visibility.

Single-lever hydraulic quick coupler

A single lever action connects all hydraulic and electric ports between the loader and tractor, making attaching and detaching the loader an easy task.



Quick coupler/ISO-Euro quick coupler

Kubota offers two types of quick attachment couplers, including an ISO-Euro Quick Coupler. Both let you attach and detach a wide variety of attachments with a quick and simple operation.

Quick attachment and detachment

Attaching and detaching the front loader doesn't get any easier, thanks to boom stands and two mounting pins. No tools are necessary! With simple and quick attachment and detachment, you'll be back to work in minutes.

Kubota Shockless Ride (KSR)

The KSR helps to minimize fatigue by providing a "smooth" ride of the tractor. This feature is particularly useful when your tasks include heavy loads and travelling across paddocks, collecting bales.

Third function valve

A standard third function valve lets you work with a grapple bucket and other hydraulically controlled attachments. The valve is controlled by a single button conveniently located on the joystick grip.

Specifications

Model	M7131	M7151	M7171
Engine	V6108-CR-TIEF4		
No. of cylinders/Aspiration/Emission	4/Turbocharger with intercooler/Euro stageIV		
Engine power (97/68EC)	hp	130	150
Total displacement	cm ³	6124	
Rated speed	rpm	2200	
Alternator/Battery	150Amp / 170Ah (20HR) / 1000CCA		
Fuel tank capacity	ℓ	330	

Grade variety	Standard	Premium	Premium K-VT
Transmission	F24 / R24 (F40 / R 40 w/ creep)		K-VT
No. of speeds (option)			
Max. travelling speed	km/h	40 / 50	
Main gear shift	4-speed powershift		K-VT
Range gear shift	6-speed synchronized gear shift (GST)		K-VT
Shuttle shift	Electro-hydraulic shuttle		
Main clutch	Hydraulic multi-plate wet disc		
Hydraulics	Open center		Closed center, Load sensing
System			
Pump capacity	ℓ/min.	80	110
3-point hitch	Quick hook		
Control system	Electrolic draft control / Lower link sensing		
Category	III		
Lift capacity at lift end	kg	9000	
No. of remote valves	maximum 4 valves (mechanical valve)		maximum 5 valves (electrolic valves)
Rear PTO speeds	rpm	540 / 540E / 1000 / 1000E	
Front PTO speeds	rpm	1000	
Standard tyres size (max.available)			
Front			540 / 65R28
Rear			650 / 65R38
Dimensions & weight			
Overall length	mm	4770	
Overall height	mm	3030	
Overall width	mm	2500	
Wheelbase	mm	2720	
Shipping weight	kg	6300	

The company reserves the right to change the above specifications without notice. For your safety, Kubota strongly recommends the use of a seat belt in all applications.