

Kubota



KUBOTA LAWN & GARDEN TRACTORS

GR

GR2120

Cut down your mowing time while manicuring your lawn, with Kubota's revolutionary 'Glide Steer' technology.



Revolutionary Technology:
**GLIDE
STEER**

*This information is sourced from overseas and may not necessarily apply locally. It is essential that you confirm specifications and other information with your local Kubota dealer.

GR2120 with Glide Steer technology excels where 4wd traction and efficient mowing are needed.

Revolutionary Technology:

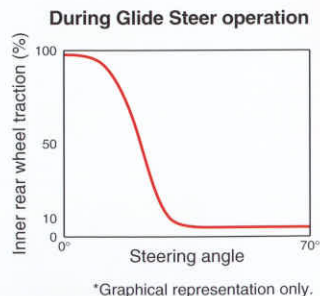
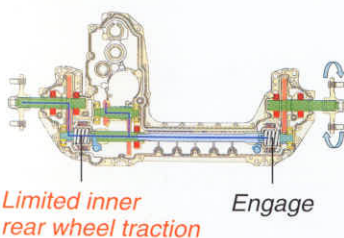
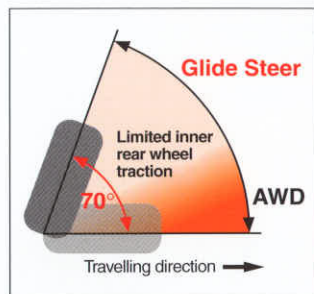
GLIDE STEER

Only revolutionary technology by Kubota could enable the GR2120 to turn so sharply, yet minimize potential turf damage to levels below standard 2wd lawn tractors. Offering precise control and exceptional traction with 'Glide Steer', GR2120 tractors not only cut in confined areas, they cut down overall mowing time as well. Add it all up, and you have the most manoeuvrable and powerful lawn tractor Kubota has ever built.



Glide Steer

Here's how our technology works. When starting a turn on the GR2120, the inside rear wheel begins to track freely. This enables a tight turn while preventing damage to the turf.





KUBOTA LAWN & GARDEN TRACTOR

GR2120



Outstanding Traction

When driving in a straight direction, the GR2120 provides outstanding traction with all-wheel drive.

Sharp Turning

To provide the sharpest turn possible, both front wheels turn an incredible 70 degrees.



Outstanding Traction

Once the front wheels are straight again, the GR2120 resumes all-wheel drive.

Performance

You demand the best. The GR2120 deliver.

Unmatched in its class, Kubota incorporates advanced farm tractor technologies in every GR2120 lawn tractor.


Powerful Engine

Tapping Kubota's legendary heritage of quality engine design, the GR2120 is powered by a Kubota 21-horsepower, 3-cylinder diesel engine. This engine generates a high torque rise that easily handles hours of heavy-duty mowing.



Hydrostatic Power Steering


Soft-touch power steering enhances manoeuvrability, reduces fatigue, and makes operating the GR2120 nearly effortless.



Turf

Our 48-inch mower decks ensure professional results.

The GR2120 decks are constructed of durable 10-gauge steel and designed with a 5-inch deep shell to assure professional and lasting results. And with an easy to reach cutting height adjustment dial and hydraulic mower deck lift, your professional results just became easier to manage. For even finer clippings, an optional mulching kit is also available.



New HST Transmission

Kubota's reputable HST transmission is easily controlled by a single foot pedal, and produces a smooth and comfortable ride.



Easy reach cutting height adjustment dial



Hydraulic mower lift lever

Mulching Kit (Optional)

A one-piece unit that's easy to install, our mulch system makes clippings disappear into your grass, creating a healthier lawn.



"Catch All" Grass Catcher (Optional)

Incredibly sturdy yet lightweight, the large-capacity, 350 litre grass catcher lets you mow longer with fewer stops for emptying.





Durability

Years of resilient service.

Enhanced Durability

Starting with a 8 mm U-frame platform, every component from the ground up has been designed to provide significant durability for years of service. Hydraulic PTO and shaft drives are only a few farm tractor features that distinguish the GR from its competition.



Shaft-drive Transmission

Unlike a belt-drive transmission utilized in conventional mowers, our low-maintenance shaft-drive transmission will provide years and years of reliable service.



Shaft-drive PTO/ Hydraulic PTO Clutch

Conventional mowers utilize electric, belt driven PTOs, but our mowers don't. Our shaft-drive mower deck and hydraulic PTO clutch deliver reliability with far less maintenance. No more belts and pulleys to maintain.

Implements



Grass catcher (GCK54-GR)

Comfort

Maximum comfort for maximum output.

Suspension Seat/Full-flat Operator Platform

Oversized and generously padded, the GR2120's suspension seat can be adjusted to provide a high level of comfort to a wide range of operators. The full-flat open platform minimizes operator fatigue by offering plenty of legroom. For additional comfort, optional arm rests are available.



Full-flat Open Operator Platform



Seat Position Adjustment Lever

Weight Adjustment Dial

Easy Reach Cutting Height Adjustment Dial

Hydraulic Mower Lift Lever

Cup Holder



HST Pedal

Cruise Control

To engage, simply depress the pedal, then set the speed by pulling the speed-set knob.

Comfortable High-back Seat



Specifications

Model	GR2120	
Engine	D782	
Model	D782	
Type	3 cylinders, diesel, water-cooled	
Total displacement	cc	778
Gross horsepower	kW	15.6
Engine layout	Horizontal	
Fuel tank capacity	ℓ	18
Dimension		
Overall length	mm	1960
Overall width (w/mower)	mm	1700
Overall height	mm	1290
Wheelbase	mm	1280
Tread		
Front/Rear	mm	825 / 800
Weight (w/mower)	kg	440
Tyre size		
Front/Rear	16×7.5-8 / 23×10.50-12	
Transmission	Hydrostatic transmission	
Transmission drive	Shaft drive	
Speed control	Single foot pedal	
Travelling speed		
Forward/Reverse	km/h	0-10.0 / 0-5.0
Cruise control	Std.	
Brake	Internal expanding brake	
PTO clutch	Hydraulic wet multi discs	
Mower deck drive	Shaft drive	
Steering system	Glide Steer, hydraulic power steering	
Operator's deck	Flat	
Seat adjustment	Slide	
Seat suspension	Mechanical suspension with weight adjustment	
Fuel gauge	Std.	
Hour meter	Std.	
Easy checker	Std.	
Mower OPC.	Std.	
Travel OPC.	Std.	
Blade shut off brake	PTO Clutch	
Grass catcher (optional)		
Capacity	ℓ	350
Material of bag	cloth	

Mower Specifications

Cutting width	mm	1219/1372
Lifting device	Hydraulic	
Mower mounting method	Parallel linkage	
Cutting height	mm	25-102
Cutting height adjustment	Dial gauge	
Cutting height increments	1/4"	
Number of blades	3	
Direction of discharge	Right side	
Minimum uncut diameter	mm	1100/900
Mower deck ground clearance	mm	140

The company reserves the right to change the above specifications without notice. This brochure is for descriptive purposes only. Please contact your local Kubota dealer for warranty information. For complete operational information, the operator's manual should be consulted.

©2012 Kubota Corporation



KUBOTA Tractor Australia Pty Ltd

25-29 Permas Way, Truganina, Vic. 3029

Freecall: 1800 334 653

Email: sales@kubota.com.au

Web Site: <http://www.kubota.com.au>

CB Norwood Distributor Ltd

PO Box 1265, 888 Tremaine Avenue,

Palmerston North 0800 KUBOTA

Tel: 06 356 4920 Fax: 06 356 4939

Web site: <http://www.kubota.co.nz>