

PEARSON
Engineering Ltd



LOADERS





New Zealand manufacturers of front end loaders and implements since 1970.

Pearson Engineering Ltd has been operating since 1970 and is based in Matamata, the centre of the Waikato farming community. Pearson loaders, implements, effluent handling equipment and grader blades have stood the test of time, both in terms of quality and innovative new designs. They are able to supply not only products to suit current tractor models, but also older models that are still in operation.

A wide range of Pearson implements are available to fit onto a wide variety of front end loaders models. All implements are designed and manufactured to the highest quality standards, with the end user and practical use in mind.



LOADERS

- Single large cross section tube fully welded both sides of arm maximum strength
- All pivot points bushed with easy to replace grease retaining bushes
- Self locking quickhitch as standard on 20 Series loaders. Pearson or euro option available
- Two part multi coupler shown or extension hoses with QRCs onto quickhitch
- Easy to fit back plates available in all models to convert existing implements
- Plated pins 35mm diameter, greasable and hardened
- Tower wedge pin for supporting loader legs
- Proven Wedgeloek attachments system – loader easily attached and detached
- Wide loader and arms give excellent vision for sighting implement quickhitch attachment and for removal of tractor side panels
- Raked arms providing clean lines and good visibility
- Implement position indicator adjusts to suit various operator requirements

FEATURES

- Twin crowd on all 20 Series loaders (optional on 3218 and 3518)
- All cylinders double acting
- Port relief incorporated in control valve for protection against overloading
- Large range of implements

OPTIONS

- Third service kit with control in joystick handle
- Hydraulic multi coupler four port with electrical circuit for third service
- Electronic proportional control
- Shock absorption system
- Hydraulic locking on quickhitch
- Third service two port multi coupler or QRCs on quickhitch
- Hydraulic self levelling



3218

- 2.5 inch double acting lift rams
- 3 inch single crowd or 2.5 inch two crowd rams
- Suitable for 45-90hp tractors
- 1.5m wide bucket

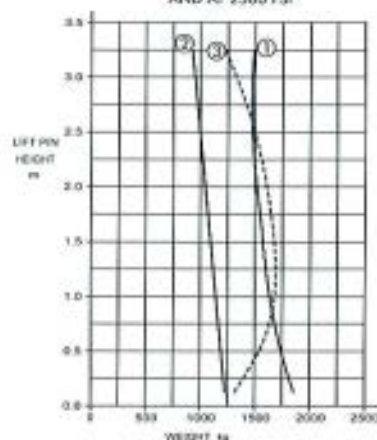
OPTIONS

- Single lever joystick control
- Lever valve control
- Third service function
- Single lever hydraulic coupling device
- Larger buckets
- Quickhitch

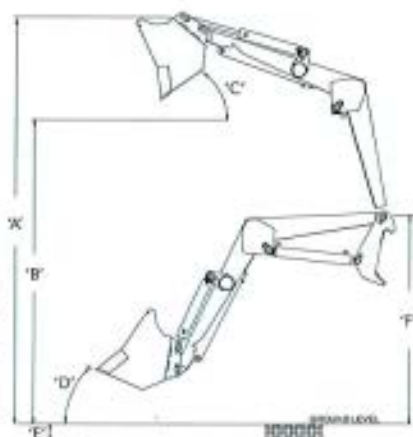
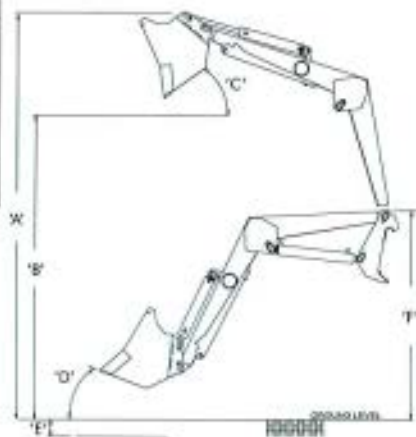
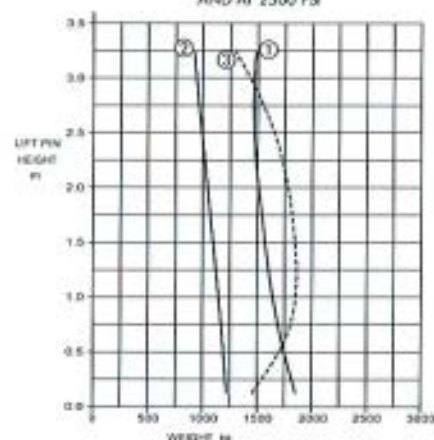


LOADER TYPE	3218 S/C	3218 T/C
'W' maximum lift height	3239mm	3239mm
'B' clearance with bucket dumped	2612mm	2612mm
'C' maximum dumping angle	35°	35°
'D' roll back angle	21°	24°
'E' digging depth	160mm	160mm
'F' pivot point height	1540mm	1540mm
Standard bucket width	1500mm	1500mm
Standard bucket shell	1300mm	1300mm
Standard bucket capacity – level	0.32m ³	0.32m ³
Standard bucket capacity – heaped	0.42m ³	0.42m ³
Standard ram diameter – crowd	3"	2.5"
Standard ram diameter – lift	2.5"	2.5"
Lift capacity to full height (kg) – 1	1328kg	1325kg
Lift capacity to full height (kg) – 2	843kg	840kg
Hydraulic pressure (psi)	2500psi	2500psi
Crowd ram breakout force (kg) – 3	1541kg	1841kg
Suitable horsepower	45-90hp	45-90hp

3218WL S/C LIFT CAPACITY
WITH 2.5" LIFT RAMS
WITH 3" CROWD RAMS
AND AT 2500 PSI



3218WL T/C LIFT CAPACITY
WITH 2.5" LIFT RAMS
WITH 2.5" CROWD RAMS
AND AT 2500 PSI





3518

- 2.5 inch double acting lift rams
- 3 inch single crowd or 2.5 inch two crowd rams
- Suitable for 60-100hp tractors
- 1.5m wide bucket

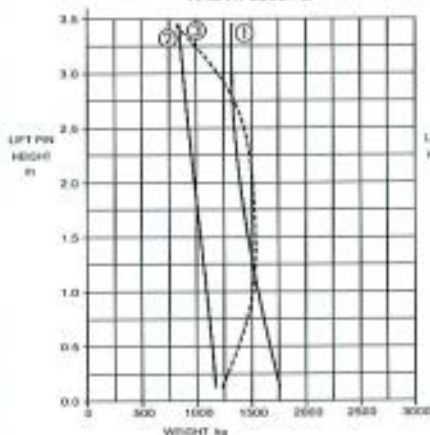
OPTIONS

- Single lever joystick control
- Lever valve control
- Third service function
- Single lever hydraulic coupling device
- Larger buckets
- Quickhitch

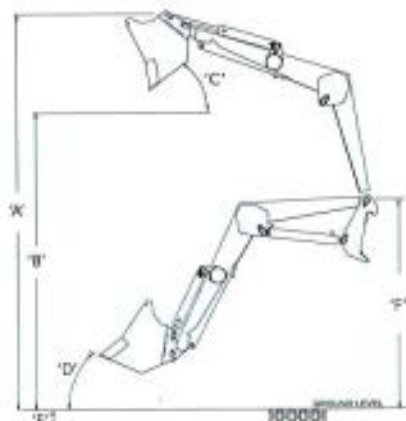
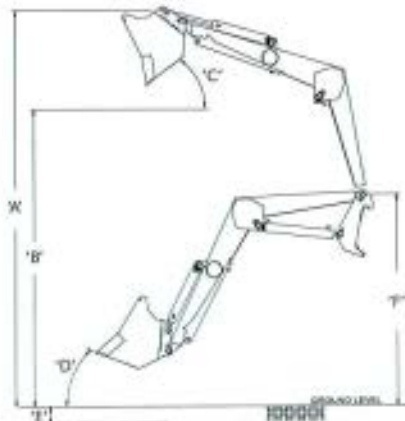
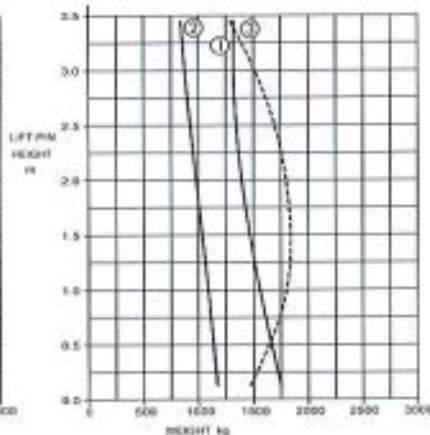


LOADER TYPE	3518 S/C	3518 T/C
'W' maximum lift height	3455mm	3455mm
'B' clearance with bucket dumped	2816mm	2816mm
'C' maximum dumping angle	37°	37°
'D' roll back angle	21°	24°
'E' digging depth	160mm	160mm
'F' pivot point height	1693mm	1693mm
Standard bucket width	1500mm	1500mm
Standard bucket shell	1300mm	1300mm
Standard bucket capacity – level	0.32m ³	0.32m ³
Standard bucket capacity – heaped	0.42m ³	0.42m ³
Standard ram diameter – crowd	3"	2.5"
Standard ram diameter – lift	2.5"	2.5"
Lift capacity to full height (kg) – 1	1328kg	1325kg
Lift capacity to full height (kg) – 2	843kg	840kg
Hydraulic pressure (psi)	2500psi	2500psi
Crowd ram breakout force (kg) – 3	1541kg	1841kg
Suitable horsepower	60-100hp	60-100hp

3518WL S/C LIFT CAPACITY
WITH 2.5" LIFT RAMS
WITH 3" CROWD RAMS
AND AT 2500 PSI



3518WL T/C LIFT CAPACITY
WITH 2.5" LIFT RAMS
WITH 2.5" CROWD RAMS
AND AT 2500 PSI





- Twin crowd
- All cylinders double acting
- Port relief incorporated in control valve for protection against overloading
- Large range of implements

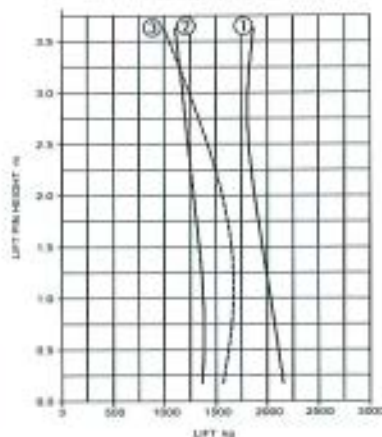
OPTIONS

- Third service kit with control in joystick handle
- Hydraulic multi coupler four port with electrical circuit for third service
- Electronic proportional control
- Shock absorption system
- Self levelling
- Hydraulic locking on quickhitch
- Third service two port multi coupler or QRCs on quickhitch

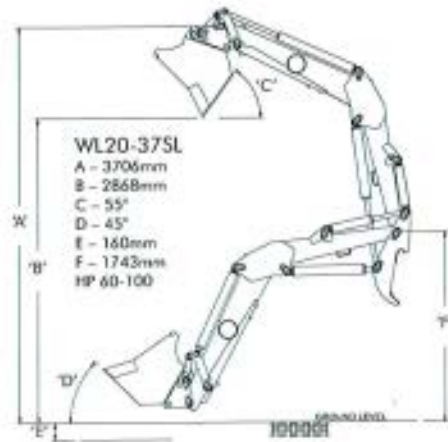
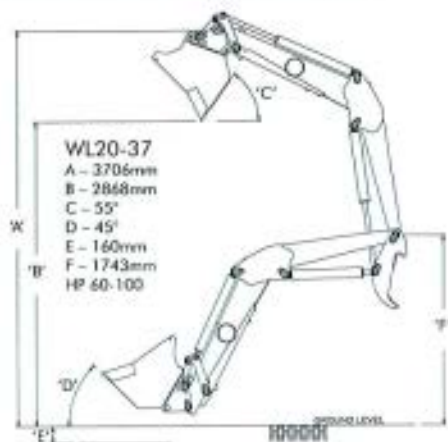
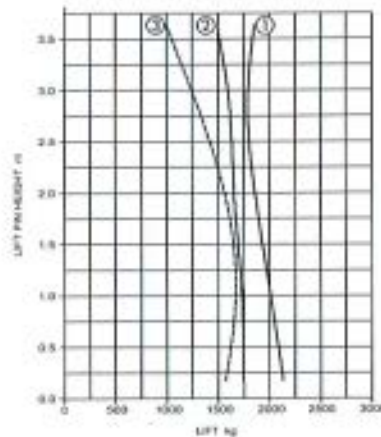


LOADER TYPE	20-37	20-37 SL
'A' maximum lift height	3706mm	3706mm
'B' clearance with bucket dumped	2868mm	2868mm
'C' maximum dumping angle	55°	55°
'D' roll back angle	45°	45°
'E' digging depth	160mm	160mm
'F' pivot point height	1743mm	1743mm
Lift ram	3°	3°
Crowd ram	2.5°	2.5°
Slave ram	2.5°	2.5°
Horsepower	60-100hp	60-100hp
Calcs based on oil pressure (psi)	2700psi	2700psi

WL20-37 T/C LIFT CAPACITY
WITH 3" LIFT RAMS
WITH 2.5" CROWD RAMS
AND AT 2700 PSI



WL20-37SL T/C LIFT CAPACITY
WITH 3" LIFT RAMS
WITH 2.5" CROWD RAMS
AND AT 2700 PSI





20-40

- Twin crowd
- All cylinders double acting
- Port relief incorporated in control valve for protection against overloading
- Large range of implements

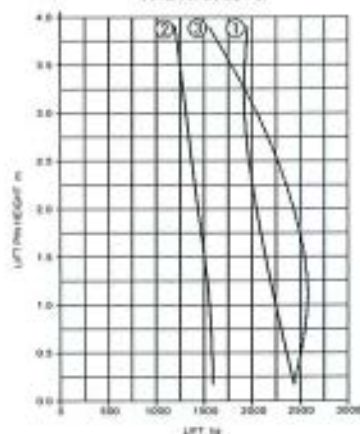
OPTIONS

- Third service kit with control in joystick handle
- Hydraulic multi coupler four port with electrical circuit for third service
- Electronic proportional control
- Shock absorption system
- Self levelling
- Hydraulic locking on quickhitch
- Third service two port multi coupler or QRCs on quickhitch

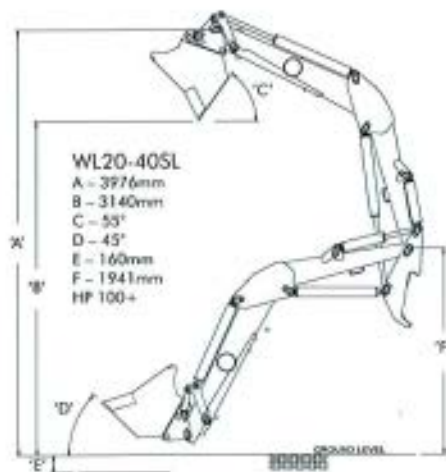
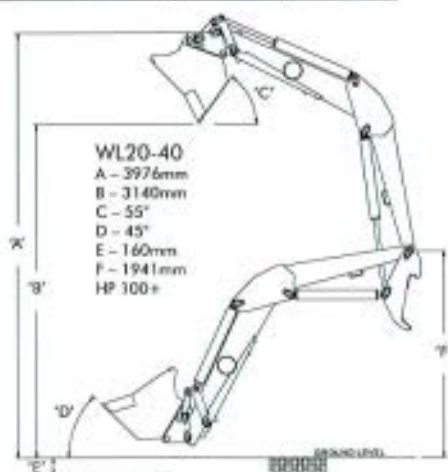
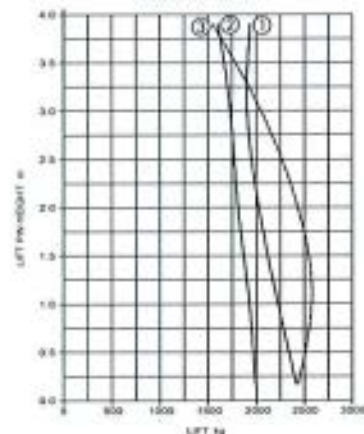


LOADER TYPE	20-40	20-40 SL
'A' maximum lift height	3976mm	3976mm
'B' clearance with bucket dumped	3140mm	3140mm
'C' maximum dumping angle	55°	55°
'D' roll back angle	45°	45°
'E' digging depth	160mm	160mm
'F' pivot point height	1941mm	1941mm
Lift ram	3"	3"
Crowd ram	3"	3"
Slave ram	3"	3"
Horsepower	100+hp	100+hp
Calcs based on oil pressure (psi)	2700psi	2700psi

WL20-40 T/C LIFT CAPACITY
WITH 3" LIFT RAMS
WITH 3" CROWD RAMS
AND AT 2700 PSI



WL20-40SL T/C LIFT CAPACITY
WITH 3" LIFT RAMS
WITH 3" CROWD RAMS
AND AT 2700 PSI





- Twin crowd
- All cylinders double acting
- Port relief incorporated in control valve for protection against overloading
- Large range of implements

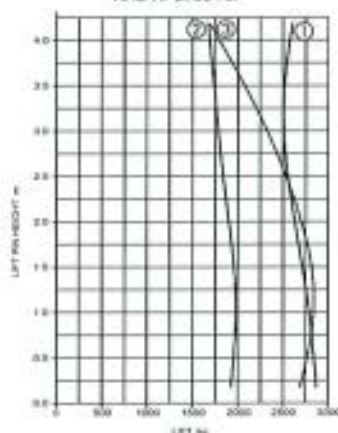
OPTIONS

- Third service kit with control in joystick handle
- Hydraulic multi coupler four port with electrical circuit for third service
- Electronic proportional control
- Shock absorption system
- Self levelling
- Hydraulic locking on quickhitch
- Third service two port multi coupler or QRCs on quickhitch

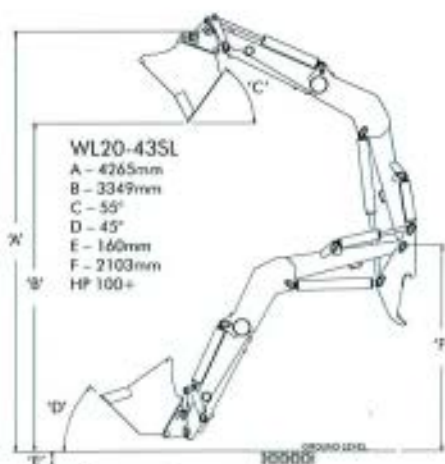
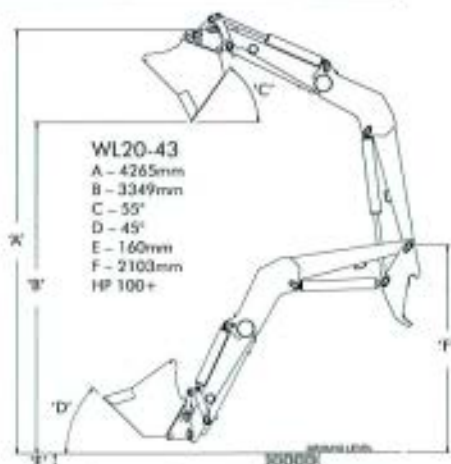
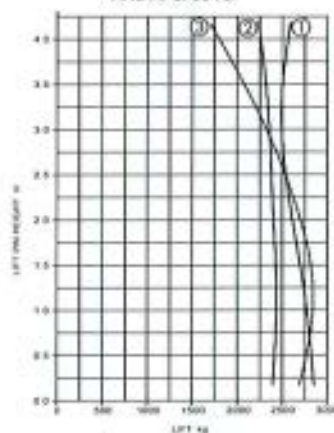


LOADER TYPE	20-43	20-43 SL
'A' maximum lift height	4265mm	4265mm
'B' clearance with bucket dumped	3349mm	3349mm
'C' maximum dumping angle	55°	55°
'D' roll back angle	45°	45°
'E' digging depth	160mm	160mm
'F' pivot point height	2103mm	2103mm
Lift ram	3.5"	3.5"
Crowd ram	3.25"	3.25"
Slave ram	3.25"	3.25"
Horsepower	100+hp	100+hp
Calcs based on oil pressure (psi)	2700psi	2700psi

WL20-43 T/C LIFT CAPACITY
WITH 3.5" LIFT RAMS
WITH 3.25" CROWD RAMS
AND AT 2700 PSI



WL20-43SL T/C LIFT CAPACITY
WITH 3.5" LIFT RAMS
WITH 3.25" CROWD RAMS
AND AT 2700 PSI





QUICKHITCHES

20 SERIES

- A quick attachment system for coupling and uncoupling implements. You simply unpin the bucket, pin the quickhitch on and then pick your bucket up with the quickhitch.
- A self locking unit is standard on all 20 Series loaders.



EURO

- Euro style quickhitch allows your Pearson loader to pick up all attachments with Euro back plates.
- Self locking is standard on the Pearson Euro Quickhitch. A simple spring loaded mechanism locks when the implement is crowded fully back.



35MM

- Quickhitch suitable for 3218 and 3518, single or twin crowd tractors.
- Available in 20-35 to allow new loaders to pick up earlier style implements.





IMPLEMENTS


BUCKETS




GRABS



WRAPPED BALE CLAMPS



FORKS



CONTACT US

PEARSON ENGINEERING LIMITED

Physical address 48 Mangawhero Road Matamata 3400

Postal address PO Box 212 Matamata 3440

Phone 07 881 9160

Fax 07 881 9158

Email sales@pearsonengineering.co.nz

